TEST REPORT COMMISSION REGULATION (EU) No 206/2012 of 6 March 2012 implementing Directive 2009/125/EC of the European Parliament and of the Council with regard to ecodesign requirements for air conditioners and comfort fans COMMISSION REGULATION (EU) No 626/2011 of 4 May 2011 supplementing Regulation(EU) 2017/1369 of the European Parliament and of the Council with regard to energy labelling of air conditioners	
Report Reference No.....:	AHEE250400139751
Tested by (name + signature) .....:	Jarvan Deng
Approved by (+ signature) .....:	Hunter Lin
Date of issue .....:	2025-05-08
Total number of pages	35 pages
Testing Laboratory.....:	SGS-CSTC standards Technical Services Co., Ltd. Anhui Branch
Address .....:	1/F&2/F, West Building C12, Gongtou Liheng Industrial Square, Fanhua Road, Economic & Technological Development Area, Hefei, 230601 Anhui, China
Applicant's name.....:	BAUF HOME GmbH
Address .....:	Frankfurter Straße 16, 74072 Heilbronn, Germany
Test specification:	
Standard.....:	COMMISSION REGULATION (EU) No 206/2012, (EU) No 626/2011, (EU) 2023/2048
Test procedure .....:	STR: Regulation(EU) 2017/1369, (EU) 2024/1781
Non-standard test method……..:	None
Test Report Form No.....:	EEC_(EU) No 206/2012&626/2011 C
Test Report Form(s) Originator .....:	SGS-CSTC
Master TRF .....:	2024-11-01

This document is issued by the Company subject to its General Conditions of Service printed overleaf, available on request or accessible at http://www.sgs.com/en/Terms-and-Conditions.aspx and, for electronic format documents, subject to Terms and Conditions for Electronic Documents at http://www.sgs.com/en/Terms-and-Conditions/Terms-e-Document.aspx. Attention is drawn to the limitation of liability, indemnification and jurisdiction issues defined therein.
Any holder of this document is advised that information contained hereon reflects the Company's findings at the time of its intervention only and within the limits of Client's instructions, if any. The Company's sole responsibility is to its Client and this document does not exonerate parties to a transaction from exercising all their rights and obligations under the transaction documents. This document cannot be reproduced except in full, without prior written approval of the Company. Any unauthorized alteration, forgery or falsification of the content or appearance of this document is unlawful and offenders may be prosecuted to the fullest extent of the law.
Unless otherwise stated the results shown in this test report refer only to the sample(s) tested and such sample(s) are retained for 30 days only.

Member of the SGS Group (SGS SA)

Test item description.....:	**Split Type Air Conditioner**
Trade Mark..... :	BAUF
Manufacturer..... :	BAUF HOME GmbH Frankfurter Straße 16, 74072 Heilbronn, Germany
Model/Type reference..... :	Outdoor unit: BRAC-FM-IA1-28-R3-O Indoor unit: BRAC-FM-IASP2-7-R3-I BRAC-FM-IASP2-9-R3-I BRAC-FM-IASP2-12-R3-I BRAC-FM-IASP2-18-R3-I BRAC-FM-IASP2-24-R3-I BRAC-FM-IACA-9-R3-I BRAC-FM-IACA-12-R3-I BRAC-FM-IACA-18-R3-I BRAC-FM-IACA-24-R3-I BRAC-FM-IAPC-710 BRAC-FM-IAPC-1000 BRAC-FM-IAFC-9-R3-I BRAC-FM-IAFC-12-R3-I BRAC-FM-IAFC-18-R3-I BRAC-FM-IADU-9-R3-I BRAC-FM-IADU-12-R3-I BRAC-FM-IADU-18-R3-I BRAC-FM-IADU-24-R3-I BRAC-FM-IACO-9-R3-I BRAC-FM-IACO-12-R3-I BRAC-FM-IACO-18-R3-I
Ratings..... :	See marking plates
Factory..... :	Ningbo AUX Electric Co., Ltd. 1166 Mingguang North Road, Jiangshan Yinzhou District, Ningbo, 315191 Zhejiang, China

Summary of testing:	
Tests performed (name of test and test clause): COMMISSION REGULATION (EU) No 206/2012, COMMISSION REGULATION (EU) No 626/2011, COMMISSION DELEGATED REGULATION (EU) 2023/2048 According to requirement of COMMISSION REGULATION (EU) No 206/2012, below combination with capacity ratio of 1 was selected for testing: Indoor unit: BRAC-FM-IASP2-7-R3-I x 4 Outdoor unit: BRAC-FM-IA1-28-R3-O The length of refrigerant lines between indoor unit and outdoor unit was 5 m. The test result which covering test matching models was classed as A++ of cooling, A+ for heating and A+++ for heating warmer. The capacity of each indoor unit is listed in below table for evaluate and calculate the matching of indoor units/outdoor unit: Refer to nameplate for details of indoor units.	**Testing location:** Refer to p.1

Copy of marking plate The artworks below maybe only a draft.
Outdoor unit:

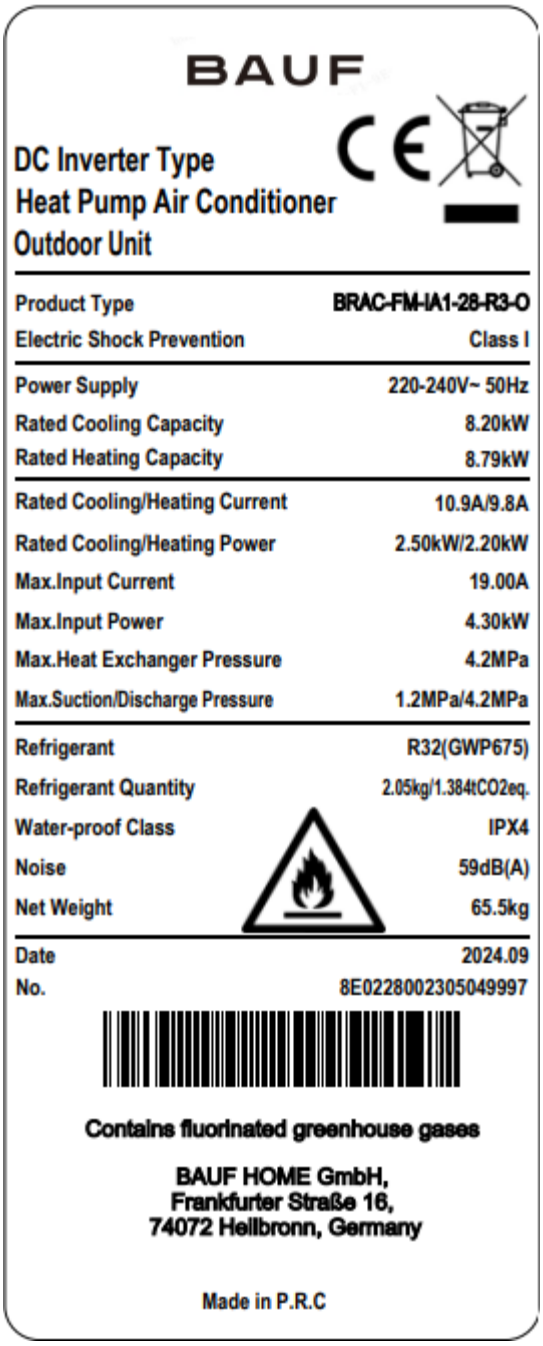

BAUF

DC Inverter Type
Heat Pump Air Conditioner
Outdoor Unit

Product Type	BRAC-FM-IA1-28-R3-O
Electric Shock Prevention	Class I
Power Supply	220-240V~ 50Hz
Rated Cooling Capacity	8.20kW
Rated Heating Capacity	8.79kW
Rated Cooling/Heating Current	10.9A/9.8A
Rated Cooling/Heating Power	2.50kW/2.20kW
Max.Input Current	19.00A
Max.Input Power	4.30kW
Max.Heat Exchanger Pressure	4.2MPa
Max.Suction/Discharge Pressure	1.2MPa/4.2MPa
Refrigerant	R32(GWP675)
Refrigerant Quantity	2.05kg/1.384tCO2eq.
Water-proof Class	IPX4
Noise	59dB(A)
Net Weight	65.5kg
Date	2024.09
No.	8E022800230504999 7

Contains fluorinated greenhouse gases

BAUF HOME GmbH,
Frankfurter Straße 16,
74072 Heilbronn, Germany

Made in P.R.C

Indoor units:

BAUF

DC Inverter Type
Heat Pump
Air Conditioner(Indoor Unit)

Product Type	BRAC-FM-IACA-9-R3-I
Electric Shock Prevention	Class I
Power Supply	220-240V~ 50Hz
Rated Cooling/Heating Capacity	2.80kW/3.00kW
Rated Power	40W
Air Flow Volume	700m³/h
Noise	42dB(A)
Outlet Air Static Pressure	0Pa
Max.Heat Exchanger Pressure	4.2MPa
Net Weight	14.5kg
Date	2024.12
No.	8C1586002411110001

Contains fluorinated greenhouse gases

BAUF HOME GmbH,
Frankfurter Straße 16,
74072 Heilbronn, Germany

Made in P.R.C

BAUF

DC Inverter Type
Heat Pump
Air Conditioner(Indoor Unit)

Product Type	BRAC-FM-IACA-12-R3-I
Electric Shock Prevention	Class I
Power Supply	220-240V~ 50Hz
Rated Cooling/Heating Capacity	3.52kW/3.81kW
Rated Power	40W
Air Flow Volume	700m³/h
Noise	42dB(A)
Outlet Air Static Pressure	0Pa
Max.Heat Exchanger Pressure	4.2MPa
Net Weight	14.5kg
Date	2024.12
No.	8C1586002411110001

Contains fluorinated greenhouse gases

BAUF HOME GmbH,
Frankfurter Straße 16,
74072 Heilbronn, Germany

Made in P.R.C

BAUF

DC Inverter Type
Heat Pump
Air Conditioner(Indoor Unit)

Product Type	BRAC-FM-IACA-18-R3-I
Electric Shock Prevention	Class I
Power Supply	220-240V~ 50Hz
Rated Cooling/Heating Capacity	5.28kW/5.60kW
Rated Power	40W
Air Flow Volume	760m³/h
Noise	45dB(A)
Outlet Air Static Pressure	0Pa
Max.Heat Exchanger Pressure	4.2MPa
Net Weight	15kg
Date	2024.12
No.	8C1586002411110001

Contains fluorinated greenhouse gases

BAUF HOME GmbH,
Frankfurter Straße 16,
74072 Heilbronn, Germany

Made in P.R.C

BAUF

DC Inverter Type
Heat Pump
Air Conditioner(Indoor Unit)

Product Type	BRAC-FM-IACA-24-R3-I
Electric Shock Prevention	Class I
Power Supply	220-240V~ 50Hz
Rated Cooling/Heating Capacity	7.00kW/8.00kW
Rated Power	110W
Air Flow Volume	1400m³/h
Noise	47dB(A)
Outlet Air Static Pressure	0Pa
Max.Heat Exchanger Pressure	4.2MPa
Net Weight	26kg
Date	2024.12
No.	8C1586002411110001

Contains fluorinated greenhouse gases

BAUF HOME GmbH,
Frankfurter Straße 16,
74072 Heilbronn, Germany

Made in P.R.C

BAUF

DC Inverter Type
Heat Pump
Air Conditioner(Indoor Unit)

Product Type	BRAC-FM-IAFC-9-R3-I
Electric Shock Prevention	Class I
Power Supply	220-240V~ 50Hz
Rated Cooling/Heating Capacity	2.80kW/3.00kW
Rated Power	70W
Air Flow Volume	840m³/h
Noise	40dB(A)
Outlet Air Static Pressure	0Pa
Max.Heat Exchanger Pressure	4.2MPa
Net Weight	27kg
Date	2024.12
No.	8C0913002404260001

Contains fluorinated greenhouse gases

BAUF HOME GmbH,
Frankfurter Straße 16,
74072 Heilbronn, Germany

Made in P.R.C

BAUF

DC Inverter Type
Heat Pump
Air Conditioner(Indoor Unit)

Product Type	BRAC-FM-IAFC-12-R3-I
Electric Shock Prevention	Class I
Power Supply	220-240V~ 50Hz
Rated Cooling/Heating Capacity	3.60kW/3.90kW
Rated Power	70W
Air Flow Volume	840m³/h
Noise	40dB(A)
Outlet Air Static Pressure	0Pa
Max.Heat Exchanger Pressure	4.2MPa
Net Weight	27kg
Date	2024.12
No.	8C0913002404260001

Contains fluorinated greenhouse gases

BAUF HOME GmbH,
Frankfurter Straße 16,
74072 Heilbronn, Germany

Made in P.R.C

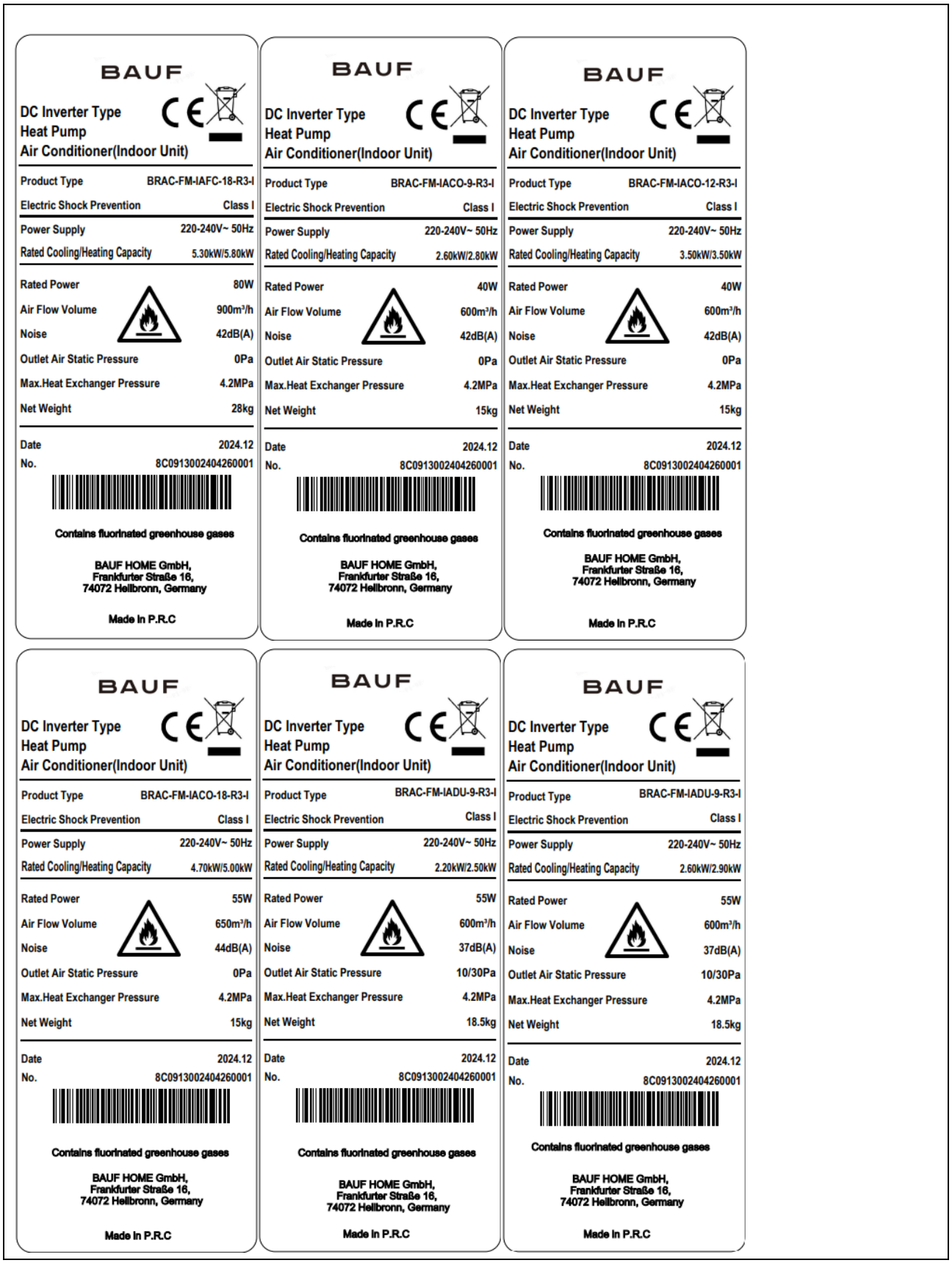

BAUF

DC Inverter Type
Heat Pump
Air Conditioner(Indoor Unit)

Product Type	BRAC-FM-IAFC-18-R3-I
Electric Shock Prevention	Class I
Power Supply	220-240V~ 50Hz
Rated Cooling/Heating Capacity	5.30kW/5.80kW
Rated Power	80W
Air Flow Volume	900m³/h
Noise	42dB(A)
Outlet Air Static Pressure	0Pa
Max.Heat Exchanger Pressure	4.2MPa
Net Weight	28kg
Date	2024.12
No.	8C0913002404260001

Contains fluorinated greenhouse gases

BAUF HOME GmbH,
Frankfurter Straße 16,
74072 Heilbronn, Germany

Made in P.R.C

BAUF

DC Inverter Type
Heat Pump
Air Conditioner(Indoor Unit)

Product Type	BRAC-FM-IACO-9-R3-I
Electric Shock Prevention	Class I
Power Supply	220-240V~ 50Hz
Rated Cooling/Heating Capacity	2.60kW/2.80kW
Rated Power	40W
Air Flow Volume	600m³/h
Noise	42dB(A)
Outlet Air Static Pressure	0Pa
Max.Heat Exchanger Pressure	4.2MPa
Net Weight	15kg
Date	2024.12
No.	8C0913002404260001

Contains fluorinated greenhouse gases

BAUF HOME GmbH,
Frankfurter Straße 16,
74072 Heilbronn, Germany

Made in P.R.C

BAUF

DC Inverter Type
Heat Pump
Air Conditioner(Indoor Unit)

Product Type	BRAC-FM-IACO-12-R3-I
Electric Shock Prevention	Class I
Power Supply	220-240V~ 50Hz
Rated Cooling/Heating Capacity	3.50kW/3.50kW
Rated Power	40W
Air Flow Volume	600m³/h
Noise	42dB(A)
Outlet Air Static Pressure	0Pa
Max.Heat Exchanger Pressure	4.2MPa
Net Weight	15kg
Date	2024.12
No.	8C0913002404260001

Contains fluorinated greenhouse gases

BAUF HOME GmbH,
Frankfurter Straße 16,
74072 Heilbronn, Germany

Made in P.R.C

BAUF

DC Inverter Type
Heat Pump
Air Conditioner(Indoor Unit)

Product Type	BRAC-FM-IACO-18-R3-I
Electric Shock Prevention	Class I
Power Supply	220-240V~ 50Hz
Rated Cooling/Heating Capacity	4.70kW/5.00kW
Rated Power	55W
Air Flow Volume	650m³/h
Noise	44dB(A)
Outlet Air Static Pressure	0Pa
Max.Heat Exchanger Pressure	4.2MPa
Net Weight	15kg
Date	2024.12
No.	8C0913002404260001

Contains fluorinated greenhouse gases

BAUF HOME GmbH,
Frankfurter Straße 16,
74072 Heilbronn, Germany

Made in P.R.C

BAUF

DC Inverter Type
Heat Pump
Air Conditioner(Indoor Unit)

Product Type	BRAC-FM-IADU-9-R3-I
Electric Shock Prevention	Class I
Power Supply	220-240V~ 50Hz
Rated Cooling/Heating Capacity	2.20kW/2.50kW
Rated Power	55W
Air Flow Volume	600m³/h
Noise	37dB(A)
Outlet Air Static Pressure	10/30Pa
Max.Heat Exchanger Pressure	4.2MPa
Net Weight	18.5kg
Date	2024.12
No.	8C0913002404260001

Contains fluorinated greenhouse gases

BAUF HOME GmbH,
Frankfurter Straße 16,
74072 Heilbronn, Germany

Made in P.R.C

BAUF

DC Inverter Type
Heat Pump
Air Conditioner(Indoor Unit)

Product Type	BRAC-FM-IADU-9-R3-I
Electric Shock Prevention	Class I
Power Supply	220-240V~ 50Hz
Rated Cooling/Heating Capacity	2.60kW/2.90kW
Rated Power	55W
Air Flow Volume	600m³/h
Noise	37dB(A)
Outlet Air Static Pressure	10/30Pa
Max.Heat Exchanger Pressure	4.2MPa
Net Weight	18.5kg
Date	2024.12
No.	8C0913002404260001

Contains fluorinated greenhouse gases

BAUF HOME GmbH,
Frankfurter Straße 16,
74072 Heilbronn, Germany

Made in P.R.C

BAUF

DC Inverter Type
Heat Pump
Air Conditioner(Indoor Unit)

Product Type	BRAC-FM-IADU-12-R3-I
Electric Shock Prevention	Class I
Power Supply	220-240V~ 50Hz
Rated Cooling/Heating Capacity	3.52kW/3.81kW
Rated Power	60W
Air Flow Volume	720m³/h
Noise	36dB(A)
Outlet Air Static Pressure	25Pa
Max.Heat Exchanger Pressure	4.2MPa
Net Weight	21kg
Date	2024.12
No.	8C0913002404260001

Contains fluorinated greenhouse gases

BAUF HOME GmbH,
Frankfurter Straße 16,
74072 Heilbronn, Germany

Made in P.R.C

BAUF

DC Inverter Type
Heat Pump
Air Conditioner(Indoor Unit)

Product Type	BRAC-FM-IADU-18-R3-I
Electric Shock Prevention	Class I
Power Supply	220-240V~ 50Hz
Rated Cooling/Heating Capacity	5.28kW/5.60kW
Rated Power	90W
Air Flow Volume	900m³/h
Noise	41dB(A)
Outlet Air Static Pressure	25Pa
Max.Heat Exchanger Pressure	4.2MPa
Net Weight	22kg
Date	2024.12
No.	8C0913002404260001

Contains fluorinated greenhouse gases

BAUF HOME GmbH,
Frankfurter Straße 16,
74072 Heilbronn, Germany

Made in P.R.C

BAUF

DC Inverter Type
Heat Pump
Air Conditioner(Indoor Unit)

Product Type	BRAC-FM-IADU-24-R3-I
Electric Shock Prevention	Class I
Power Supply	220-240V~ 50Hz
Rated Cooling/Heating Capacity	7.03kW/7.91kW
Rated Power	150W
Air Flow Volume	1400m³/h
Noise	42dB(A)
Outlet Air Static Pressure	25Pa
Max.Heat Exchanger Pressure	4.2MPa
Net Weight	29.5kg
Date	2024.12
No.	8C0913002404260001

Contains fluorinated greenhouse gases

BAUF HOME GmbH,
Frankfurter Straße 16,
74072 Heilbronn, Germany

Made in P.R.C

BAUF

DC Inverter Type
Heat Pump
Air Conditioner(Indoor Unit)

Product Type	BRAC-FM-IASP2-7-R3-I
Electric Shock Prevention	Class I
Power Supply	220-240V~ 50Hz
Rated Cooling/Heating Capacity	2.05kW/2.35kW
Rated Power	40W
Air Flow Volume	650m³/h
Noise	41dB(A)
Outlet Air Static Pressure	0Pa
Max.Heat Exchanger Pressure	4.2MPa
Net Weight	7kg
Date	2024.09
No.	8C1912002409030001

Contains fluorinated greenhouse gases

BAUF HOME GmbH,
Frankfurter Straße 16,
74072 Heilbronn, Germany

Made in P.R.C

BAUF

DC Inverter Type
Heat Pump
Air Conditioner(Indoor Unit)

Product Type	BRAC-FM-IASP2-9-R3-I
Electric Shock Prevention	Class I
Power Supply	220-240V~ 50Hz
Rated Cooling/Heating Capacity	2.64kW/2.93kW
Rated Power	40W
Air Flow Volume	650m³/h
Noise	41dB(A)
Outlet Air Static Pressure	0Pa
Max.Heat Exchanger Pressure	4.2MPa
Net Weight	7kg
Date	2024.09
No.	8C1912002409030000

Contains fluorinated greenhouse gases

BAUF HOME GmbH,
Frankfurter Straße 16,
74072 Heilbronn, Germany

Made in P.R.C

BAUF

DC Inverter Type
Heat Pump
Air Conditioner(Indoor Unit)

Product Type	BRAC-FM-IASP2-12-R3-I
Electric Shock Prevention	Class I
Power Supply	220-240V~ 50Hz
Rated Cooling/Heating Capacity	3.52kW/3.81kW
Rated Power	40W
Air Flow Volume	650m³/h
Noise	41dB(A)
Outlet Air Static Pressure	0Pa
Max.Heat Exchanger Pressure	4.2MPa
Net Weight	7.5kg
Date	2024.09
No.	8C1912002409029999

Contains fluorinated greenhouse gases

BAUF HOME GmbH,
Frankfurter Straße 16,
74072 Heilbronn, Germany

Made in P.R.C

BAUF
DC Inverter Type
Heat Pump
Air Conditioner(Indoor Unit)
Product Type BRAC-FM-IASP2-18-R3-I
Electric Shock Prevention Class I
Power Supply 220-240V~ 50Hz
Rated Cooling/Heating Capacity 5.27kW/5.38kW
Rated Power 63W
Air Flow Volume 950m³/h
Noise 47dB(A)
Outlet Air Static Pressure 0Pa
Max.Heat Exchanger Pressure 4.2MPa
Net Weight 11kg
Date 2024.09
No. 8C1912002409029998
Contains fluorinated greenhouse gases
BAUF HOME GmbH,
Frankfurter Straße 16,
74072 Heilbronn, Germany
Made in P.R.C
BAUF
DC Inverter Type
Heat Pump
Air Conditioner(Indoor Unit)
Product Type BRAC-FM-IASP2-24-R3-I
Electric Shock Prevention Class I
Power Supply 220-240V~ 50Hz
Rated Cooling/Heating Capacity 6.90kW/7.05kW
Rated Power 63W
Air Flow Volume 1300m³/h
Noise 49dB(A)
Outlet Air Static Pressure 0Pa
Max.Heat Exchanger Pressure 4.2MPa
Net Weight 13kg
Date 2024.09
No. 8C1912002409029997
Contains fluorinated greenhouse gases
BAUF HOME GmbH,
Frankfurter Straße 16,
74072 Heilbronn, Germany
Made in P.R.C

Test item particulars .....:	**Split Type Air Conditioner**
Classification of installation and use .....:	Fixed appliance
Supply Connection.....:	Flexible supply cord connected to fixed wiring
.....:	
Possible test case verdicts:	
- test case does not apply to the test object ..... :	N/A
- test object does meet the requirement ..... :	P (Pass)
- test object does not meet the requirement ..... :	F (Fail)
Testing ..... :	
Date of receipt of test item..... :	2023-11-22
Date (s) of performance of tests..... :	2023-11-22 to 2023-12-20

General remarks:

The test results presented in this report relate only to the object tested.
This report shall not be reproduced, except in full, without the written approval of the Issuing testing laboratory.
"(see Enclosure #)" refers to additional information appended to the report.
"(see appended table)" refers to a table appended to the report.

Throughout this report a comma is used as the decimal separator.

General product information:

The multi-split system air conditioner is intended for household and similar use, the refrigerant was R32, it was installed as one outdoor unit assembled with one or more indoor units based on the capacity matching, refer to below further difference:
For IASP series: 07 series, 09 series, 12 series and 18 series are identical except that the programmers are different.
For IACA indoor unit series: 09 series, 12 series, 18 series, they are identical with each other except that the programmers are different.
For IADU indoor unit series: 07 series, 09 series, 12 series, they are identical with each other except that the programmers are different.
For IAFC indoor unit series: 09 series, 12 series and 18 series, they are identical with each other except that the programmers are different.
For IACO indoor unit series: 09 model, 12 model and 18 model, they are identical with each other except that the programmers are different.
Further details refer to nameplates and photo documentation for details.
BRAC-FM-IADU-12-R3-I, BRAC-FM-IADU-18-R3-I are identical with each other except for evaporator, BRAC-FM-IADU-24-R3-I are identical with BRAC-FM-IADU-12-R3-I, BRAC-FM-IADU-18-R3-I except for fan motor and size.

COMMISSION REGULATION (EU) No 206/2012			
Cl.	Requirement-Test	Result-Remark	Verdict
ANNEX I	Ecodesign requirements		—
1	DEFINITIONS APPLICABLE FOR THE PURPOSES OF THE ANNEXES		P
2	REQUIREMENTS FOR MINIMUM ENERGY EFFICIENCY, MAXIMUM POWER CONSUMPTION IN OFF-MODE AND STANDBY MODE AND FOR MAXIMUM SOUND POWER LEVEL		P
	(a) From 1 January 2013, single duct and double duct air conditioners shall correspond to requirements as indicated in Tables 1, 2 and 3 below, calculated in accordance with Annex II. Single duct and double duct air conditioners and comfort fans shall fulfil the requirements on standby and off mode as indicated in Table 2 below. The requirements on minimum energy efficiency and maximum sound power shall relate to the standard rating conditions specified in Annex II, Table 2.		N/A
	Table 1 **Requirements for minimum energy efficiency**		—

	Double duct air conditioners		Single duct air conditioners	
	EER_{rated}	COP_{rated}	EER_{rated}	COP_{rated}
If GWP of refrigerant > 150	2,40	2,36	2,40	1,80
If GWP of refrigerant ≤ 150	2,16	2,12	2,16	1,62

	Table 2 **Requirements for maximum power consumption in off-mode and standby mode for single duct and double duct air conditioners and comfort fans**	—

Off mode	Power consumption of equipment in any off-mode condition shall not exceed 1,00 W.
Standby mode	The power consumption of equipment in any condition providing only a reactivation function, or providing only a reactivation function and a mere indication of enabled reactivation function, shall not exceed 1,00 W.
	The power consumption of equipment in any condition providing only information or status display, or providing only a combination of reactivation function and information or status display, shall not exceed 2,00 W.
Availability of standby and/or off mode	Equipment shall, except where this is inappropriate for the intended use, provide off mode and/or standby mode, and/or another condition which does not exceed the applicable power consumption requirements for off mode and/or standby mode when the equipment is connected to the mains power source.

<table>
<tr><th colspan="4">COMMISSION REGULATION (EU) No 206/2012</th></tr>
<tr><th>Cl.</th><th>Requirement-Test</th><th>Result-Remark</th><th>Verdict</th></tr>
<tr><td></td><td>

Table 3

Requirements for maximum sound power level

Indoor sound power level in dB(A)
65

</td><td></td><td>—</td></tr>
<tr><td>(b)</td><td>From 1 January 2013, air conditioners, except single and double duct air conditioners, shall correspond to minimum energy efficiency and maximum sound power level requirements as indicated in Tables 4 and 5 below, calculated in accordance with Annex II. The requirements on energy efficiency shall take into account the reference design conditions specified in Annex II, Table 3 using the 'Average' heating season where applicable.</td><td>GWP of refrigerant > 150</td><td>P</td></tr>
<tr><td></td><td>The requirements on sound power shall relate to the standard rating conditions specified in Annex II, Table 2</td><td>Rated capacity ≤6 kW</td><td>P</td></tr>
<tr><td></td><td>

Table 4

Requirements for minimum energy efficiency

	SEER	SCOP (Average heating season)
If GWP of refrigerant > 150	3,60	3,40
If GWP of refrigerant ≤ 150	3,24	3,06

</td><td></td><td>—</td></tr>
<tr><td></td><td>

Table 5

Requirements for maximum sound power level

Rated capacity ≤ 6 kW		6 < Rated capacity ≤12 kW	
Indoor sound power level in dB(A)	Outdoor sound power level in dB(A)	Indoor sound power level in dB(A)	Outdoor sound power level in dB(A)
60	65	65	70

</td><td></td><td>—</td></tr>
<tr><td>(c)</td><td>From 1 January 2014, air conditioners shall correspond to requirements as indicated in the table below, calculated in accordance with Annex II. The requirements on energy efficiency for air conditioners, excluding single and double duct air conditioners, shall relate to the reference design conditions specified in Annex II, Table 3 using the 'Average' heating season where applicable. The requirements on energy efficiency for single and double duct air conditioners shall relate to the standard rating conditions specified in Annex II, Table 2.</td><td></td><td>P</td></tr>
</table>

COMMISSION REGULATION (EU) No 206/2012			
Cl.	Requirement-Test	Result-Remark	Verdict
	Table 6 **Requirements for minimum energy efficiency**		—

	Air conditioners, except double and single duct air conditioners		Double duct air conditioners		Single duct air conditioners	
	SEER	SCOP (heating season: Average)	EER_{rated}	COP_{rated}	EER_{rated}	COP_{rated}
If GWP of refrigerant > 150 for < 6 kW	4,60	3,80	2,60	2,60	2,60	2,04
If GWP of refrigerant ≤ 150 for < 6 kW	4,14	3,42	2,34	2,34	2,34	1,84
If GWP of refrigerant > 150 for 6-12 kW	4,30	3,80	2,60	2,60	2,60	2,04
If GWP of refrigerant ≤ 150 for 6-12 kW	3,87	3,42	2,34	2,34	2,34	1,84

(d)	From 1 January 2014, single duct and double duct air conditioners and comfort fans shall correspond to requirements as indicated in Table 7 below, calculated in accordance with Annex II.		N/A
	Table 7 **Requirements for maximum power consumption in off-mode and standby mode**		—

Off mode	Power consumption of equipment in any off-mode condition shall not exceed 0,50 W.
Standby mode	The power consumption of equipment in any condition providing only a reactivation function, or providing only a reactivation function and a mere indication of enabled reactivation function, shall not exceed 0,50 W.
	The power consumption of equipment in any condition providing only information or status display, or providing only a combination of reactivation function and information or status display shall not exceed 1,00 W.
Availability of standby and/or off mode	Equipment shall, except where this is inappropriate for the intended use, provide off mode and/or standby mode, and/or another condition which does not exceed the applicable power consumption requirements for off mode and/or standby mode when the equipment is connected to the mains power source.

COMMISSION REGULATION (EU) No 206/2012			
Cl.	Requirement-Test	Result-Remark	Verdict
	Power management: When equipment is not providing the main function, or when other energy-using product(s) are not dependent on its functions, equipment shall, unless inappropriate for the intended use, offer a power management function, or a similar function, that switches equipment after the shortest possible period of time appropriate for the intended use of the equipment, automatically into: — standby mode, or — off mode, or — another condition which does not exceed the applicable power consumption requirements for off mode and/or standby mode when the equipment is connected to the mains power source. The power management function shall be activated before delivery.		—
3.	PRODUCT INFORMATION REQUIREMENTS		P
	(a) From 1 January 2013, as regards air conditioners and comfort fans, the information set out in points below and calculated in accordance with Annex II shall be provided on:		P
	(i) the technical documentation of the product;		P
	(ii) free access websites of manufacturers of air conditioners and comfort fans;		P
	(b) The manufacturer of air conditioners and comfort fans shall provide laboratories performing market surveillance checks, upon request, the necessary information on the setting of the unit as applied for the establishment of declared capacities, SEER/EER, SCOP/COP values and service values and provide contact information for obtaining such information.		P
	(c) Information requirements for air conditioners, except double duct and single duct air conditioners.	See attached table 1	P
	(d) Information requirements for single duct and double duct air conditioners. Single duct air conditioners shall be named 'local air conditioners' in packaging, product documentation and in any advertisement material, whether electronic or in paper. Manufacturer shall provide information as detailed in the table 2.		N/A
	(e) Information requirements for comfort fans. Manufacturer shall provide information as detailed in the table 3		N/A
ANNEX II	Measurements and calculations		—

COMMISSION REGULATION (EU) No 206/2012			
Cl.	Requirement-Test	Result-Remark	Verdict
1	For the purposes of compliance and verification of compliance with the requirements of this Regulation, measurements and calculations shall be made using harmonised standards the reference numbers of which have been published in the ***Official Journal of European Union***, or other reliable, accurate and reproducible method, which takes into account the generally recognised state of the art methods, and whose results are deemed to be of low uncertainty. They shall fulfil all of the following technical parameters.	EN 14825: 2022; EN14511-2: 2022; EN14511-3: 2022; EN 12102-1: 2022 used	P
2	The determination of the seasonal energy consumption and efficiency for seasonal energy efficiency ratio (SEER) and seasonal coefficient of performance (SCOP) shall take into account:		P
	(a) European cooling and heating season(s), as defined in Table 1 below;		P
	(b) reference design conditions, as defined in Table 3 below;		P
	(c) electric energy consumption for all relevant modes of operation, using time periods as defined in Table 4 below;		P
	(d) effects of the degradation of the energy efficiency caused by on/off cycling (if applicable) depending on the type of control of the cooling and/or heating capacity;		P
	(e) corrections on the seasonal coefficients of performance in conditions where the heating load can not be met by the heating capacity;		P
	(f) the contribution of a back-up heater (if applicable) in the calculation of the seasonal efficiency of a unit in heating mode.		P
3	Where the information relating to a specific model, being a combination of indoor and outdoor unit(s), has been obtained by calculation on the basis of design, and/or extrapolation from other combinations, the documentation should include details of such calculations and/or extrapolations, and of tests undertaken to verify the accuracy of the calculations undertaken (including details of the mathematical model for calculating performance of such combinations, and of measurements taken to verify this model).		P
4	The rated energy efficiency ratio (EER rated) and, when applicable, rated coefficient of performance (COP rated) for single and double duct air conditioners shall be established at the standard rating conditions as defined in Table 2 below.		N/A
5	The calculation of seasonal electricity consumption for cooling (and/or heating) shall take into account electric energy consumption of all relevant modes of operation, as defined in Table 3 below, using operational hours, as defined in Table 4 below.		P

COMMISSION REGULATION (EU) No 206/2012			
Cl.	Requirement-Test	Result-Remark	Verdict
6	The comfort fan efficiency shall be determined on the basis of the nominal air flow rate of the unit divided by the nominal electric power input of the unit.		N/A

Table 1

Cooling and heating season bins (j = bin index, Tj = outdoor temperature, hj = hours per annum per bin) where 'db' = dry bulb temperature

COOLING SEASON			HEATING SEASON				
j #	Tj °C db	hj h/annum	j #	Tj °C db	hj h/annum		
					Average	Warmer	Colder
1	17	205	1 to 8	– 30 to – 23	0	0	0
2	18	227	9	– 22	0	0	1
3	19	225	10	– 21	0	0	6
4	20	225	11	– 20	0	0	13
5	21	216	12	– 19	0	0	17
6	22	215	13	– 18	0	0	19
7	23	218	14	– 17	0	0	26
8	24	197	15	– 16	0	0	39
9	25	178	16	– 15	0	0	41
10	26	158	17	– 14	0	0	35
11	27	137	18	– 13	0	0	52
12	28	109	19	– 12	0	0	37
13	29	88	20	– 11	0	0	41
14	30	63	21	– 10	1	0	43
15	31	39	22	– 9	25	0	54
16	32	31	23	– 8	23	0	90
17	33	24	24	– 7	24	0	125
18	34	17	25	– 6	27	0	169
19	35	13	26	– 5	68	0	195
20	36	9	27	– 4	91	0	278
21	37	4	28	– 3	89	0	306
22	38	3	29	– 2	165	0	454
23	39	1	30	– 1	173	0	385
24	40	0	31	0	240	0	490
			32	1	280	0	533
			33	2	320	3	380
			34	3	357	22	228
			35	4	356	63	261
			36	5	303	63	279
			37	6	330	175	229
			38	7	326	162	269
			39	8	348	259	233
			40	9	335	360	230
			41	10	315	428	243
			42	11	215	430	191
			43	12	169	503	146
			44	13	151	444	150
			45	14	105	384	97
			46	15	74	294	61
	Total h.	2 602		Total h.	4 910	3 590	6 446

—

COMMISSION REGULATION (EU) No 206/2012			
Cl.	Requirement-Test	Result-Remark	Verdict

Table 2

Standard rating conditions, temperatures in 'dry bulb' air temperature

('wet bulb' indicated in brackets)

Appliance	Function	Indoor air temperature (°C)	Outdoor air temperature (°C)
air conditioners, excluding single duct air conditioners	cooling	27 (19)	35 (24)
	heating	20 (max. 15)	7(6)
single duct air conditioner	cooling	35 (24)	35 (24) (*)
	heating	20 (12)	20 (12) (*)

(*) In case of single duct air conditioners the condenser (evaporator) when cooling (heating) is not supplied with outdoor air, but indoor air.

—

Table 3

Reference design conditions, temperatures in 'dry bulb' air temperature

('wet bulb' indicated in brackets)

Function/season	Indoor air temperature (°C)	Outdoor air temperature (°C)	Bivalent temperature (°C)	Operating limit temperature (°C)
	Tin	Tdesignc/Tdesignh	Tbiv	Tol
cooling	27 (19)	Tdesignc = 35 (24)	n.a.	n.a.
heating/Average	20 (15)	Tdesignh = – 10 (– 11)	max. 2	max. – 7
heating/Warmer		Tdesignh = 2 (1)	max. 7	max. 2
heating/Colder		Tdesignh = – 22 (– 23)	max. – 7	max. – 15

—

Table 4

Operational hours per type of appliance per functional mode to be used for calculation of electricity consumption

Type of appliance/functionality (if applicable)		Unit	Heating season	On mode	Thermostat-off mode	Standby mode	Off mode	Crankcase heater mode
				cooling: H_{CE} heating: H_{HE}	H_{TO}	H_{SB}	H_{OFF}	H_{CK}
Air conditioners, except single and double duct air conditioner								
Cooling mode, if appliance offers cooling only		h/annum		350	221	2 142	5 088	7 760
Cooling and heating modes, if appliance offers both modes	Cooling mode	h/annum		350	221	2 142	0	2 672
	Heating mode	h/annum	Average	1 400	179	0	0	179
			Warmer	1 400	755	0	0	755
			Colder	2 100	131	0	0	131

—

COMMISSION REGULATION (EU) No 206/2012			
Cl.	Requirement-Test	Result-Remark	Verdict
			—

Type of appliance/functionality (if applicable)	Unit	Heating season	On mode	Thermostat-off mode	Standby mode	Off mode	Crankcase heater mode
			cooling: H_{CE} heating: H_{HE}	H_{TO}	H_{SB}	H_{OFF}	H_{CK}
Heating mode, if appliance offers heating only	h/annum	Average	1 400	179	0	3 672	3 851
		Warmer	1 400	755	0	4 345	4 476
		Colder	2 100	131	0	2 189	2 944

Double duct air conditioner								
Cooling mode, if appliance offers cooling only		h/60 min		1	n/a	n/a	n/a	n/a
Cooling and heating modes, if appliance offers both modes	Cooling mode	h/60 min		1	n/a	n/a	n/a	n/a
	Heating mode	h/60 min		1	n/a	n/a	n/a	n/a
Heating mode, if appliance offers heating only		h/60 min		1	n/a	n/a	n/a	n/a
Single duct air conditioner								
Cooling mode		h/60 min		1	n/a	n/a	n/a	n/a
Heating mode		h/60 min		1	n/a	n/a	n/a	n/a

			—
ANNEX III	Verification procedure for market surveillance purposes		—
	When performing the market surveillance checks referred to in Article 3(2) of Directive 2009/125/EC, the authorities of the Member States shall apply the following verification procedure for the requirements set out in Annex I.		—
1	The authorities of the Member State shall test one single unit.		N/A
2	2. The air conditioner model, except single and double duct air conditioners, shall be considered to comply with the requirements set out in Annex I, as applicable, to this Regulation, if its seasonal energy efficiency ratio (SEER), or seasonal coefficient for performance (SCOP), if applicable, is not less than the declared value minus 8 % at the declared capacity of the unit. The SEER and SCOP values shall be established in accordance with Annex II.		N/A

COMMISSION REGULATION (EU) No 206/2012			
Cl.	Requirement-Test	Result-Remark	Verdict
	The model of a single and double duct air conditioner shall be considered to comply with the requirements set out in Annex I, as applicable, to this Regulation, if the results for off-mode and standby-mode conditions do not exceed the limit values by more than 10 %, and if the energy efficiency ratio (EER rated), or coefficient for performance (COP rated), if applicable, is not less than the declared value minus 10 %. The EER and COP values shall be established in accordance with Annex II.		N/A
	The air conditioner model shall be considered to comply with the requirements set out in this Regulation, as applicable, if the maximum sound power level does not exceed more than 2 dB(A) of the declared value.		N/A
3	If the result referred to in point 2 is not achieved, the market surveillance authority shall randomly select three additional units of the same model for testing.		N/A
4	The air conditioner model, except single and double duct air conditioners, shall be considered to comply with the requirements set out in Annex I, as applicable, to this Regulation, if the average of the three units for the seasonal energy efficiency ratio (SEER), or seasonal coefficient of performance (SCOP), if applicable, is not less than the declared value minus 8 % at the declared capacity of the unit. The SEER and SCOP values shall be established in accordance with Annex II.		N/A
	The model of a single and double duct air conditioner shall be considered to comply with the requirements set out in Annex I, as applicable, to this Regulation, if the average of the results of the three units for off-mode and standby- mode conditions do not exceed the limit values by more than 10 %, and if the average of the energy efficiency ratio (EER rated), or coefficient of performance (COP rated), if applicable, is not less than the declared value minus 10 %. The EER and COP values shall be established in accordance with Annex II.		N/A
	The air conditioner model shall be considered to comply with the requirements set out in this Regulation, as applicable, if the average of the maximum sound power level does not exceed more than 2 dB(A) of the declared value.		N/A
5	If the results referred to in point 4 are not achieved, the model shall be considered not to comply with this Regulation.		N/A

COMMISSION REGULATION (EU) No 206/2012			
Cl.	Requirement-Test	Result-Remark	Verdict
	For the purposes of checking conformity with the requirements of this Regulation, Member States shall apply the procedures referred to in Annex II, and harmonised standards the reference numbers of which have been published in the Official Journal of the European Union, or other reliable, accurate and reproducible calculation and measurement methods, which take into account the generally recognised state-of-the-art.		N/A

Table 1: **Information requirements for air conditioners, except double duct and single duct air conditioners.**							P
(the number of decimals in the box indicates the precision of reporting) Information to identify the model(s) to which the information relates to:							
Function (indicate if present)				If function includes heating: Indicate the heating season the information relates to. Indicated values should relate to one heating season at a time. Include at least the heating season 'Average'.			
Cooling		Y		Average (mandatory)		Y	
Heating		Y		Warmer (if designated)		Y	
				Colder (if designated)		N	
Item	**symbol**	**value**	**unit**	**item**	**symbol**	**value**	**unit**
Design load				**Seasonal efficiency**			
Cooling	Pdesignc	8,2	kW	Cooling	SEER	7,1	—
Heating/Average	Pdesignh	6,8	kW	Heating/Average	SCOP/A	4,4	—
Heating/Warmer	Pdesignh	6,8	kW	Heating/Warmer	SCOP/W	5,6	—
Heating/Colder	Pdesignh	—	kW	Heating/Colder	SCOP/C	—	—
Declared capacity (*) for cooling, at indoor temperature 27(19) °C and outdoor temperature Tj				Declared energy efficiency ratio (*), at indoor temperature 27(19) °C and outdoor temperature Tj			
Function (indicate if present)				If function includes heating: Indicate the heating season the information relates to. Indicated values should relate to one heating season at a time. Include at least the heating season 'Average'.			
Cooling		Y		Average (mandatory)		Y	
Heating		Y		Warmer (if designated)		Y	
				Colder (if designated)		N	
Item	**symbol**	**value**	**unit**	**item**	**symbol**	**value**	**unit**
Tj = 35 °C	Pdc	8,24	kW	Tj = 35 °C	EERdc	3,55	—
Tj = 30 °C	Pdc	6,08	kW	Tj = 30 °C	EERdc	6,00	—
Tj = 25 °C	Pdc	4,03	kW	Tj = 25 °C	EERdc	9,93	—
Tj = 20 °C	Pdc	3,41	kW	Tj = 20 °C	EERdc	12,77	—
Declared capacity (*) for heating/Average season, at indoor temperature 20 °C and outdoor temperature Tj				Declared coefficient of performance (*)/Average season, at indoor temperature 20 °C and outdoor temperature Tj			
Item	**symbol**	**value**	**unit**	**item**	**symbol**	**value**	**unit**
Tj = – 7 °C	Pdh	6,07	kW	Tj = – 7 °C	COPdc	3,12	—
Tj = 2 °C	Pdh	3,65	kW	Tj = 2 °C	COPdc	4,29	—
Tj = 7 °C	Pdh	2,35	kW	Tj = 7 °C	COPdc	5,43	—
Tj = 12 °C	Pdh	2,32	kW	Tj = 12 °C	COPdc	6,85	—
Tj = operating limit	Pdh	6,86	kW	Tj = operating limit	COPdc	2,71	—

Tj = bivalent temperature	Pdh	6,07	kW	Tj = bivalent temperature	COPdc	3,12	—
Declared capacity (*) for heating/Warmer season, at indoor temperature 20 °C and outdoor temperature Tj				Declared coefficient of performance (*)/Warmer season, at indoor temperature 20 °C and outdoor temperature Tj			
Item	**symbol**	**value**	**unit**	**item**	**symbol**	**value**	**unit**
Tj = 2 °C	Pdh	7,07	kW	Tj = 2 °C	COPdc	3,08	—
Tj = 7 °C	Pdh	4,46	kW	Tj = 7 °C	COPdc	5,50	—
Tj = 12 °C	Pdh	2,32	kW	Tj = 12 °C	COPdc	6,85	—
Tj = bivalent temperature	Pdh	7,07	kW	Tj = bivalent temperature	COPdc	3,08	—
Tj = operating limit	Pdh	7,07	kW	Tj = operating limit	COPdc	3,08	—
3.14				Declared coefficient of performance (*)/Colder season, at indoor temperature 20 °C and outdoor temperature Tj			
2.30	**symbol**	**value**	**unit**	**item**	**symbol**	**value**	**unit**
1.00	Pdh	—	kW	Tj = – 7 °C	COPdc	—	—
3.14	Pdh	—	kW	Tj = 2 °C	COPdc	—	—
3.14	Pdh	—	kW	Tj = 7 °C	COPdc	—	—
Tj = 12 °C	Pdh	—	kW	Tj = 12 °C	COPdc	—	—
Tj = bivalent temperature	Pdh	—	kW	Tj = bivalent temperature	COPdc	—	—
Tj = operating limit	Pdh	—	kW	Tj = operating limit	COPdc	—	—
Tj = -15 °C	Pdh	—	kW	Tj = -15 °C	COPdc	—	—
Bivalent temperature				Operating limit temperature			
heating/Average	Tbiv	-7	°C	heating/Average	Tol	-10	°C
heating/Warmer	Tbiv	2	°C	heating/Warmer	Tol	2	°C
heating/Colder	Tbiv	—	°C	heating/Colder	Tol	—	°C
Cycling interval capacity				Cycling interval efficiency			
for cooling	Pcycc	—	kW	for cooling	EERcyc	—	—
for heating	Pcych	—	kW	for heating	COPcyc	—	—
Degradation co-efficient cooling (**)	Cdc	0,25	—	Degradation co-efficient heating (**)	Cdh	0,25	—
Electric power input in power modes other than 'active mode'				Annual electricity consumption			
off mode	P_{OFF}	—	kW	for cooling	Q_{CE}	402	kWh/a
standby mode (cooling /	P_{SB}	17,09/ 23.19	W	Heating/Average	Q_{HE}	2164	kWh/a

heating)							
thermostat-off mode (cooling / heating)	P_{TO}	31,91/ 31,06	W	Heating/Warmer	Q_{HE}	1675	kWh/a
crankcase heater mode	P_{CK}	—	kW	Heating/Colder	Q_{HE}	—	kWh/a
Capacity control (indicate one of three options)				Other items			
Function (indicate if present)				If function includes heating: Indicate the heating season the information relates to. Indicated values should relate to one heating season at a time. Include at least the heating season 'Average'.			
Cooling		Y		Average (mandatory)		Y	
Heating		Y		Warmer (if designated)		Y	
				Colder (if designated)		N	
Item	**symbol**	**value**	**unit**	**item**	**symbol**	**value**	**unit**
Fixed	N			Sound power level (indoor/outdoor)	level (indoor/ outdoor) LWA	70	dB(A)
staged	N			Global warming potential	GWP	675	kgCO2 eq.
variable	Y			Rated air flow (indoor/outdoor)	—	See rating label	m^3/h
Contact details for obtaining more information	AUX AIR CONDITIONER CO., LTD. 1166 North Mingguang Road, Jiangshan, Yinzhou, Ningbo, 315191 Zhejiang, China						

(*) For staged capacity units, two values divided by a slash ('/') will be declared in each box in the section 'Declared capacity of the unit' and 'declared EER/COP' of the unit.

(**) If default Cd = 0,25 is chosen then (results from) cycling tests are not required. Otherwise either the heating or cooling cycling test value is required.

In as much as is relevant in view of the functionality, the manufacturer shall supply the information as requested in the above Table 1 in the technical documentation of the product. For units with capacity control marked 'staged', two values for the highest and lowest, noted 'hi/lo' divided by a slash ('/') will be declared in each box under 'Declared capacity'.

Table 2: Information requirements for single duct and double duct air conditioners			N/A
Information to identify the model(s) to which the information relates to [fill in as necessary] :			
Description	Symbol	Value	Unit
Rated capacity for cooling	P_{rated} for cooling		kW
Rated capacity for heating	P_{rated} for heating		kW
Rated power input for cooling	P_{EER}		kW
Rated power input for heating	P_{COP}		kW
Rated Energy efficiency ratio	*EERd*		—
Rated Coefficient of performance	*COPd*		—
Information to identify the model(s) to which the information relates to [fill in as necessary]:			
Description	Symbol	Value	Unit
Power consumption in thermostat-off mode	P_{TO}		W
Power consumption in standby mode	P_{SB}		W
Electricity consumption of single/double duct appliances (indicate for cooling and heating separately)	DD: Q_{DD} SD: Q_{SD}		DD: kWh/a SD: kWh/h
Sound power level	L_{WA}		dB(A)
Global warming potential	*GWP*		$kgCO_2$ eq.
Contact details for obtaining more information			

Test data according to EN 14825:2022

Test condition（Cooling function）:

Voltage: 230 V / Frequency: 50 Hz / Harmonic distortion: 1,0 %,

Table 2 — Part load conditions for reference SEER and reference $SEER_{on}$ calculation of air-to-air units

	Part load ratio	Part load ratio %	Outdoor air dry bulb temperature °C	Indoor air dry bulb (wet bulb) temperatures °C
A	(35-16)/(Tdesignc -16)	100	35	27(19)
B	(30-16)/(Tdesignc -16)	74	30	27(19)
C	(25-16)/(Tdesignc -16)	47	25	27(19)
D	(20-16)/(Tdesignc -16)	21	20	27(19)

Test condition	Cooling capacity(W)	Cooling power input(W)	EER	Remark (For variable capacity units, the frequency settings for the same part load conditions.)
A	8235,32	2317,72	3,55	56 Hz
B	6077,6	1012,2	6,00	32 Hz
C	4032,8	406,2	9,93	18 Hz
D	3412,8	267,2	12,77	15 Hz

Test condition（Heating function(Average)）:

Voltage: 230 V / Frequency: 50 Hz / Harmonic distortion: 1,0 % ;

Tj (bivalent temperature): -7℃; operating limit (TOL): -10℃.

Table 6 — Part load conditions for reference SCOP, reference $SCOP_{on}$ and reference $SCOP_{net}$ calculation of air-to-air units for the reference heating season "A" = average

	A		Outdoor air dry bulb (wet bulb) temperatures °C	Indoor air dry bulb temperature °C
	Part load ratio	Part load ratio %		
A	(-7-16)/(Tdesignh -16)	88	-7(-8)	20
B	(+2-16)/(Tdesignh -16)	54	2(1)	20
C	(+7-16)/(Tdesignh -16)	35	7(6)	20
D	(+12-16)/(Tdesignh -16)	15	12(11)	20
E	(TOL-16)/(Tdesignh -16)		TOL	20
F	(Tbivalent-16)/(Tdesignh -16)		Tbivalent	20

Test condition	Heating capacity(W)	heating power input(W)	COP	Remark (For variable capacity units, the frequency settings for the same part load conditions.)
A	6071,5	1945,5	3,12	68 Hz
B	3646,4	850,4	4,29	29 Hz
C	2346,6	431,8	5,44	17 Hz
D	2315,2	338,0	6,85	14 Hz
E	6856,4	2526,4	2,71	87 Hz

F	6071,5	1945,5	3,12	68 Hz

Test condition（Heating function(Warmer)）:

Voltage: 230 V / Frequency: 50 Hz / Harmonic distortion: 1,0 % ;

Tj (bivalent temperature): 2℃; operating limit (TOL): 2℃.

Table 7 — Part load conditions for reference SCOP, reference SCOPon and reference SCOPnet calculation of air-to-air units for the reference heating season "W" = warmer

	W		Outdoor air dry bulb (wet bulb) temperatures	Indoor air dry bulb temperature
	Part load ratio	Part load ratio %	°C	°C
A	(not applicable)			
B	(+2-16)/(Tdesignh -16)	100	2(1)	20
C	(+7-16)/(Tdesignh -16)	64	7(6)	20
D	(+12-16)/(Tdesignh -16)	29	12(11)	20
E	(TOL-16)/(Tdesignh -16)		TOL	20
F	(Tbivalent-16)/(Tdesignh -16)		Tbivalent	20

Test condition	Heating capacity(W)	heating power input(W)	COP	Remark(For variable capacity units, the frequency settings for the same part load conditions.)
B	7073,2	2295,4	3,08	80 Hz
C	4459,7	810,3	5,50	31 Hz
D	2315,2	338,0	6,85	14 Hz
E	7073,2	2295,4	3,08	80 Hz
F	7073,2	2295,4	3,08	80 Hz

The SEER, SCOP and Sound power level:

SEER on	**SCOP on (Average)**	**SCOP on (Warmer)**	**Sound power level (dB(A))**
8,01	4,41	5,77	-/67,5 (IU / OU)
SEER	**SCOP (Average)**	**SCOP (Warmer)**	**/**
7,14	4,40	5,69	/
Q_{CE}	**Q_{HE} (Average)**	**Q_{HE} (Warmer)**	/
402	2163	1674	/

Information of efficiency for Declared value and Measured value		
Item	Declared value	Measured value
SEER	7,1	7,14
Q_{CE}	402	402
Average (mandatory)		
SCOP	4,4	4,40
Q_{HE}	2164	2163
Warmer		
SCOP	5,6	5,69
Q_{HE}	1675	1674

Requirements for minimum energy efficiency and maximum sound power level		**P**
From 1 January 2013, air conditioners, except single and double duct air conditioners, shall correspond to minimum energy efficiency and maximum sound power level requirements as indicated in Tables 4 and 5 below, calculated in accordance with Annex II. The requirements on energy efficiency shall take into account the reference design conditions specified in Annex II, Table 3 using the 'Average' heating season where applicable. The requirements on sound power shall relate to the standard rating conditions specified in Annex II, Table 2 :		
SEER	SCOP	Sound power level (dB(A))
3,60	3,40	60 / 65 (IU / OU)
Requirements for minimum energy efficiency and maximum sound power level		**P**
From 1 January 2014, air conditioners shall correspond to requirements as indicated in the table below, calculated in accordance with Annex II. The requirements on energy efficiency for air conditioners, excluding single and double duct air conditioners, shall relate to the reference design conditions specified in Annex II, Table 3 using the 'Average' heating season where applicable.		
SEER	SCOP	Sound power level (dB(A))
4,60	3,80	60 / 65 (IU / OU)

Verification table		**N/A**
1. The air conditioner model, except single and double duct air conditioners, shall be considered to comply with the requirements set out in Annex I, as applicable, to this Regulation, if its seasonal energy efficiency ratio (SEER), or seasonal coefficient for performance (SCOP), if applicable, is not less than the declared value minus 8 % at the declared capacity of the unit. The SEER and SCOP values shall be established in accordance with Annex II. 2. The air conditioner model shall be considered to comply with the requirements set out in this Regulation, as applicable, if the maximum sound power level does not exceed more than 2 dB(A) of the declared value.		
Tested SEER	**Declared SEER**	**Verification**
—	—	Tested SEER > Declared SEER x 92%
Tested SCOP	**Declared SCOP**	**Verification**
—	—	Tested SCOP > Declared SCOP x 92%
Tested sound power level (dB(A))	**Declared Sound power level (dB(A))**	**Verification**
—	—	Tested sound power level < Declared Sound power level + 2 dB(A)

COMMISSION REGULATION (EU) No 626/2011			
Cl.	Requirement-Test	Result-Remark	Verdict
ANNEX II	Energy efficiency classes		—
1	The energy efficiency of air conditioners shall be determined on the basis of measurements and calculations set out Annex VII.		P
	Both the SEER and SCOP shall take into account the reference design conditions and the operational hours per relevant mode of operation, and the SCOP shall relate to the heating season 'average', as laid down in Annex VII. The rated energy efficiency ratio (EER rated) and the rated coefficient of performance (COP rated) shall relate to standard rating conditions, as laid down in Annex VII.		P
2	*Table 1* **Energy efficiency classes for air conditioners, except double ducts and single ducts**		P

Energy Efficiency Class	SEER	SCOP
A+++	SEER ≥ 8,50	SCOP ≥ 5,10
A++	6,10 ≤ SEER < 8,50	4,60 ≤ SCOP < 5,10
A+	5,60 ≤ SEER < 6,10	4,00 ≤ SCOP < 4,60
A	5,10 ≤ SEER < 5,60	3,40 ≤ SCOP < 4,00
B	4,60 ≤ SEER < 5,10	3,10 ≤ SCOP < 3,40
C	4,10 ≤ SEER < 4,60	2,80 ≤ SCOP < 3,10
D	3,60 ≤ SEER < 4,10	2,50 ≤ SCOP < 2,80
E	3,10 ≤ SEER < 3,60	2,20 ≤ SCOP < 2,50
F	2,60 ≤ SEER < 3,10	1,90 ≤ SCOP < 2,20
G	SEER < 2,60	SCOP < 1,90

COMMISSION REGULATION (EU) No 626/2011			
Cl.	Requirement-Test	Result-Remark	Verdict
	Table 2 **Energy efficiency classes for double ducts and single ducts**		N/A

Energy Efficiency Class	Double ducts		Single ducts	
	EER_{rated}	COP_{rated}	EER_{rated}	COP_{rated}
A+++	≥ 4,10	≥ 4,60	≥ 4,10	≥ 3,60
A++	3,60 ≤ EER < 4,10	4,10 ≤ COP < 4,60	3,60 ≤ EER < 4,10	3,10 ≤ COP < 3,60
A+	3,10 ≤ EER < 3,60	3,60 ≤ COP < 4,10	3,10 ≤ EER < 3,60	2,60 ≤ COP < 3,10
A	2,60 ≤ EER < 3,10	3,10 ≤ COP < 3,60	2,60 ≤ EER < 3,10	2,30 ≤ COP < 2,60
B	2,40 ≤ EER < 2,60	2,60 ≤ COP < 3,10	2,40 ≤ EER < 2,60	2,00 ≤ COP < 2,30
C	2,10 ≤ EER < 2,40	2,40 ≤ COP < 2,60	2,10 ≤ EER < 2,40	1,80 ≤ COP < 2,00
D	1,80 ≤ EER < 2,10	2,00 ≤ COP < 2,40	1,80 ≤ EER < 2,10	1,60 ≤ COP < 1,80
E	1,60 ≤ EER < 1,80	1,80 ≤ COP < 2,00	1,60 ≤ EER < 1,80	1,40 ≤ COP < 1,60
F	1,40 ≤ EER < 1,60	1,60 ≤ COP < 1,80	1,40 ≤ EER < 1,60	1,20 ≤ COP < 1,40
G	< 1,40	< 1,60	< 1,40	< 1,20

ANNEX IV	Product fiche		—
	1. The information in the product fiche shall be given in the order specified below:		P
	(a) supplier's name or trade mark;		P
	(b) model identifier of the indoor air conditioner or of the indoor and outdoor elements of the air conditioner;		P
	(c) without prejudice to any requirements under the Union eco-label scheme, where a model has been granted a 'European Union eco-label' under Regulation (EC) No 66/2010, a copy of the eco-label may be added;		N/A
	(d) inside and outside sound power levels at standard rating conditions, on cooling and/or heating modes;		P
	(e) the name and GWP of the refrigerant used and a standard text as follows:		P

COMMISSION REGULATION (EU) No 626/2011			
Cl.	Requirement-Test	Result-Remark	Verdict
	'Refrigerant leakage contributes to climate change. Refrigerant with lower global warming potential (GWP) would contribute less to global warming than a refrigerant with higher GWP, if leaked to the atmosphere. This appliance contains a refrigerant fluid with a GWP equal to [xxx]. This means that if 1 kg of this refrigerant fluid would be leaked to the atmosphere, the impact on global warming would be [xxx] times higher than 1 kg of CO^2 , over a period of 100 years. Never try to interfere with the refrigerant circuit yourself or disassemble the product yourself and always ask a professional.'		P
2	Additionally, the following information shall be included in the product fiche on air conditioners on the cooling mode, when efficiency is declared on the basis of the seasonal energy efficiency ratio (SEER):		P
	(a) the SEER and the energy efficiency class of the model (model of a unit or of a combination of units) determined in accordance with definitions and test procedures in Annex I and VII for the cooling mode as well as with the class limits defined in Annex II;		P
	(b) the indicative annual electricity consumption Q CE in kWh/a during the cooling season, determined in accordance with definitions and test procedures in Annex I and VII, respectively. It shall be described as: 'Energy consumption "XYZ" kWh per year, based on standard test results. Actual energy consumption will depend on how the appliance is used and where it is located';		P
	(c) the design load Pdesignc in kW of the appliance in cooling mode determined in accordance with definitions and test procedures in Annex I and VII, respectively;		P
3	Additionally, the following notes define the information to be included in the fiche on the heating mode, when efficiency is declared on the basis of seasonal coefficient of performance (SCOP):		P
	(a) the SCOP and the energy efficiency class of the model, or combination, in heating mode determined in accordance with definitions and test procedures in Annex I and VII, respectively, as well as with the class limits defined in Annex II;		P
	(b) the indicative annual electricity consumption for an average heating season Q HE in kWh/a, determined in accordance with definitions and test procedures in Annex I and VII, respectively. It shall be described as: 'Energy consumption "XYZ" kWh per year, based on standard test results. Actual energy consumption will depend on how the appliance is used and where it is located';		P

COMMISSION REGULATION (EU) No 626/2011			
Cl.	Requirement-Test	Result-Remark	Verdict
	(c) other designated heating seasons for which the unit is declared fit for purpose, with options of warmer (optional) or colder (optional) seasons, as defined in Annex I;		P
	(d) the design load Pdesignh in kW of the appliance in heating mode determined in accordance with definitions and test procedures in Annex I and VII;		P
	(e) the declared capacity and an indication of the back up heating capacity assumed for the calculation of SCOP at reference design conditions.		P
4	Additionally, the following notes define the information to be included in the fiche of air conditioners, when efficiency is declared on the basis of energy efficiency ratio (EER rated) or coefficient of performance (COP rated):		N/A
	(a) the energy efficiency class of the model, determined in accordance with definitions and test procedures in Annex I and VII, as well as the class limits defined in Annex II;		N/A
	(b) for double ducts, the indicative hourly electricity consumption Q DD in kWh/60 minutes determined in accordance with definitions and test procedures in Annex I and VII. It shall be described as: 'Energy consumption "X,Y" kWh per 60 minutes, based on standard test results. Actual energy consumption will depend on how the appliance is used and where it is located';		N/A
	(c) for single ducts, the indicative hourly electricity consumption Q SD in kWh/60 minutes determined in accordance with definitions and test procedures in Annex I and VII. It shall be described as: 'Energy consumption "X,Y" kWh per 60 minutes, based on standard test results. Actual energy consumption will depend on how the appliance is used and where it is located';		N/A
	(d) the cooling capacity P rated in kW of the appliance determined in accordance with definitions and test procedures in Annex I and VII;		N/A
	(e) the heating capacity P rated in kW of the appliance determined in accordance with definitions and test procedures in Annex I and VII.		N/A
5	One fiche may cover a number of appliance models supplied by the same supplier.		N/A
6	The information contained in the fiche may be given in the form of a copy of the label, either in colour or in black and white. Where this is the case, the information listed in points 1-4 not already displayed on the label shall also be provided.		N/A
ANNEX V	Technical documentation		—
	The technical documentation referred to in Article 3 (1)(c) shall include at least the following items:		P

COMMISSION REGULATION (EU) No 626/2011			
Cl.	Requirement-Test	Result-Remark	Verdict
	(a) the name and address of the supplier;		P
	(b) a general description of the appliance model, sufficient for it to be unequivocally and easily identified. Single ducts shall be referred to as 'local air conditioners';		P
	(c) where appropriate, the references for the harmonised standards applied;		P
	(d) where appropriate, the other calculation methods, measurement standards and specifications used;		N/A
	(e) identification and signature of the person empowered to bind the supplier;		P
	(f) where appropriate the technical parameters for measurements, established in accordance with Annex VII:		P
	(i) overall dimensions;		P
	(ii) specification of the type of the air conditioner;		P
	(iii) specification whether the appliance is designed for cooling or heating only or for both;		P
	(iv) the energy efficiency class of the model as defined in Annex II;		P
	(v) The energy efficiency ratio (EER rated) and coefficient of performance (COP rated) for single and double duct air conditioners or seasonal energy efficiency ratio (SEER) and seasonal coefficient of performance (SCOP) for other air conditioners;		P
	(vi) The heating season for which the appliance is declared fit for purpose;		P
	(vii) Sound power levels expressed in dB(A) re1 pW, rounded to the nearest integer;		P
	(viii) the name and GWP of refrigerant used.		P
	(g) the results of calculations performed in accordance with Annex VII. Suppliers may include additional information at the end of the above list.		P
	Where the information included in the technical documentation file for a particular air conditioner model has been obtained by calculation on the basis of design, or extrapolation from other equivalent appliances, or both, the documentation shall include details of such calculations or extrapolations, or both, and of tests undertaken by suppliers to verify the accuracy of the calculations undertaken. The information shall also include a list of all other equivalent appliance models where the information was obtained on the same basis.		P
ANNEX VI	Information to be provided in the cases where end-users cannot be expected to see the product displayed		—
1	1. The information referred to in Article 4(b) shall be provided in the following order:		P

COMMISSION REGULATION (EU) No 626/2011			
Cl.	Requirement-Test	Result-Remark	Verdict
	(a) The energy efficiency class of the model as defined in Annex II;		P
	(b) for air conditioners other than single ducts and double ducts:		P
	(i) the seasonal energy efficiency ratio (SEER) and/or seasonal coefficient of performance (SCOP);		P
	(ii) the design load (in kW);		P
	(iii) the annual electricity consumption;		P
	(iv) the cooling and/or each heating ('Average, Colder, Warmer') season the appliance is declared fit for purpose;		P
	(c) for single duct and double duct air conditioners:		N/A
	(i) the energy efficiency ratio (EER) and/or coefficient of performance (COP);		N/A
	(ii) the rated capacity (kW);		N/A
	(iii) for double ducts, the hourly electricity consumption for cooling and/or heating;		N/A
	(iv) for single ducts, the hourly electricity consumption for cooling and/or heating;		N/A
	(d) Sound power levels expressed in dB(A) re1 pW, rounded to the nearest integer;		P
	(e) Name and GWP of refrigerant used.		P
2	Where other information contained in the product information fiche is also provided, it shall be in the form and order specified in Annex IV.		P
3	The size and font in which all the information referred in this Annex is printed or shown shall be legible.		P

Photo documents:

Products General – indoor unit for BRAC-FM-IACO-9-R3-I, BRAC-FM-IACO-12-R3-I, BRAC-FM-IACO-18-R3-I	Products General – outdoor unit
Products General – label for compressor	
Products General – indoor unit for BRAC-FM-IACA-9-R3-I, BRAC-FM-IACA-12-R3-I, BRAC-FM-IACA-18-R3-I	**Products General – indoor unit for BRAC-FM-IACA-24-R3-I**

Products General – indoor unit for BRAC-FM-IADU-9-R3-I	Products General – indoor unit for BRAC-FM-IAFC-9-R3-I, BRAC-FM-IAFC-12-R3-I, BRAC-FM-IAFC-18-R3-I
	
Products General – indoor unit for BRAC-FM-IADU-12-R3-I	**Products General – indoor unit BRAC-FM-IADU-18-R3-I**
Products General – indoor unit BRAC-FM-IADU-24-R3-I	
Products General – indoor unit for BRAC-FM-IASP2-7-R3-I, BRAC-FM-IASP2-9-R3-I, BRAC-FM-IASP2-12-R3-I	**Products General – indoor unit BRAC-FM-IASP2-18-R3-I**
Products General – indoor unit BRAC-FM-IASP2-24-R3-I	

- - - End of Report - - -